

iQ500, Teppan Yaki, 40 cm ET475FYB1E



Optional accessories

HZ394301

The Domino teppanyaki cooktop for preparing light, low-fat dishes the typical Japanese way.

- ✓ The 40 cm wide teppanyaki is ideal for combining with other Domino or faceted design cooktops.
- ✓ Depending on the requirements and quantities the two cooking zones can be heated together or separately.
- ✓ touchSlider control allows to control the temperature by entering it directly or by moving the slider with a single finger.
- ✓ Easily keeps all dishes at a warm 70°C.
- ✓ Heats to 40°C so that grease deposits can be removed more easily.

Features

Technical data

Product name/family : Vario/Domino Teppan Yaki
 Built-in / Free-standing : Built-in
 Energy input : Electric
 Type of control : Electronic
 Grill grating material : N/A
 Required niche size for installation (HxWxD) : 90 x x
 Width of the appliance : 392
 Dimensions : 90 x 392 x 520
 Dimensions of the packed product (HxWxD) (mm) : 240 x 480 x 610
 Net weight (kg) : 10.231
 Gross weight (kg) : 12.3
 Residual heat indicator : Separate
 Location of control panel : Hob front
 Basic surface material : N/A
 Color of surface : Alu, brushed, Stainless steel
 Approval certificates : , CE, Eurasian, Ukraine, VDE
 Length electrical supply cord (cm) : 100
 Connection Rating (W) : 1900
 Current (A) : 13
 Voltage (V) : 220-240
 Frequency (Hz) : 50; 60



4 242003 689127

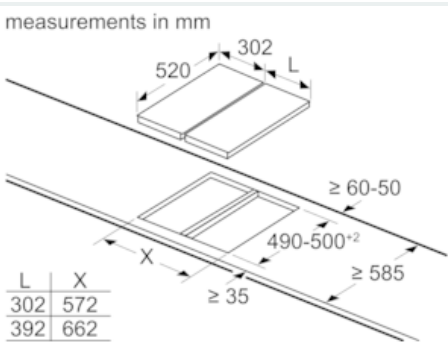
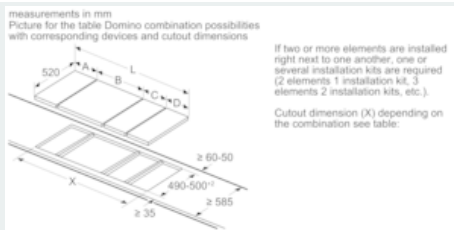
iQ500, Teppen Yaki, 40 cm
ET475FYB1E

Features

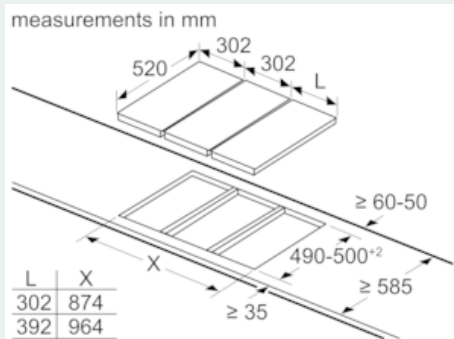
- Design trim (front facette with side trim)
- Can be combined with all hobs in comfort design
- Removable black glass lid
- Frying area can be heated complete or halfway
- Electronic power level display
- Thermostat can be set between 160-240 °C in steps of 10°
- Special level for keeping warm (70°C)
- Special level for cleaning (40°C)
- Buzzer
- Freeze function
- Restart fuction
- 2-fold residual heat indication

iQ500, Teppan Yaki, 40 cm
ET475FYB1E

Dimensioned drawings



When installing two or more Domino units side-by-side, one or more assembly kits are required (2 units = 1 assembly kit, 3 units = 2 assembly kits, etc.).



When installing two or more Domino units side-by-side, one or more assembly kits are required (2 units = 1 assembly kit, 3 units = 2 assembly kits, etc.).

measurements in mm
Domino combination options with corresponding appliance and cut-out dimensions

Width category:	30	40	60	70	80	90
Appliance width:	302	392	602	710	812	912

	A	B	C	D	L	X
2x30	302	302	-	-	604	572
1x30, 1x40	302	392	-	-	694	662
1x30, 1x60	302	602	-	-	904	872
1x30, 1x70*	302	710	-	-	1012	980
1x30, 1x80	302	812	-	-	1114	1082
1x30, 1x90	302	912	-	-	1214	1182
2x40	392	392	-	-	784	752
1x40, 1x60	392	602	-	-	994	962
1x40, 1x70*	392	710	-	-	1102	1070
1x40, 1x80	392	812	-	-	1204	1172
1x40, 1x90	392	912	-	-	1304	1272
3x30	302	302	302	-	906	874
2x30, 1x40	302	302	392	-	996	964
2x30, 1x60	302	302	602	-	1206	1174
2x30, 1x70*	302	302	710	-	1314	1282
2x30, 1x80	302	302	812	-	1416	1384
2x30, 1x90	302	302	912	-	1516	1484
1x30, 2x40	302	392	392	-	1086	1054
1x30, 1x40, 1x60	302	392	602	-	1296	1264
1x30, 1x40, 1x70*	302	392	710	-	1404	1372
1x30, 1x40, 1x80	302	392	812	-	1506	1474
1x30, 1x40, 1x90	302	392	912	-	1606	1574
3x40	392	392	392	-	1176	1144
2x40, 1x60	392	392	602	-	1386	1354
4x30	302	302	302	302	1208	1176
3x30, 1x40	302	302	302	392	1298	1266
2x30, 2x40	302	302	392	392	1388	1356
1x30, 3x40	302	392	392	392	1478	1446

